

# Mathematics STAAR® Workstations Volume 2 Grade 8



Region 4 Education Service Center supports student achievement by providing educational products and services that focus on excellence in service for children.

Published by  
Region 4 Education Service Center  
7145 West Tidwell Road  
Houston, Texas 77092-2096  
www.esc4.net

© 2018 by Region 4 Education Service Center. All rights reserved. Except as permitted under the United States Copyright Act of 1976, no part of this publication may be reproduced or distributed in any form or by any means, or stored in a database or retrieval system, without the prior written permission of the publisher.

First edition 2018

ISBN-13: 978-1-94615-28-3

Printed in the United States of America

## Digital Access

Digital files are available by accessing the Region 4 Hub at <http://r4hub.esc4.net>.

Except as permitted under the United States Copyright Act of 1976, no part of this publication may be reproduced or distributed in any form or by any means, or stored in a database or retrieval system, without prior written permission of the publisher.

Copyright law prohibits the copying or sharing of these materials for any purpose outside of direct classroom instruction by the one teacher who owns the purchased copy of this digital book.

**Record your Region 4 Hub access information for future reference.**

Username:

Password Hint:

For instructions regarding online access, contact [shipping@esc4.net](mailto:shipping@esc4.net).

**Mathematics STAAR<sup>®</sup>  
Workstations Volume 2,  
Grade 8**

Product ID: 407-1971D

## Acknowledgments

Region 4 Education Service Center would like to acknowledge the talent and expertise of those who contributed to the development of this resource. Their dedication to our core values of excellence in service for children made possible the creation of this resource to assist educators in providing quality, effective instruction for all students.

### *Writing Team*

Sana Brennan  
Sherry Olivares  
Yvette Henry  
Patti Nicodemo  
Kim Seymour  
Shelley Bolen-Abbott  
Sharon Benson, Ed.D.

### *Design Team*

David Martinez

SAMPLE

## Contents

<b>What Is <i>Mathematics STAAR</i>® <i>Workstations Volume 2</i>?</b> .....	<b>v–vi</b>
Using Review Activity Folders .....	v
Creating Review Activity Folders .....	v
Answer Keys .....	vi
Debriefing and Providing Feedback .....	vi
<b><i>Mathematics STAAR</i>® <i>Workstations Volume 2</i> Features</b> .....	<b>vii–ix</b>
<b>Reporting Category 1: Numerical Representations and Relationships</b>	
Ordering a Set of Real Numbers 8(2)(D) .....	1–10
Workstation Document .....	Digital Download
<b>Reporting Category 2: Computations and Algebraic Relationships</b>	
Slope and $y$ -Intercept 8(4)(C) .....	11–19
Workstation Document .....	Digital Download
Writing Equations from Tables 8(5)(I) .....	20–29
Workstation Document .....	Digital Download
Solving Equations 8(8)(C) .....	30–38
Workstation Document .....	Digital Download
<b>Reporting Category 3: Geometry and Measurement</b>	
Surface Area 8(7)(B) .....	39–51
Workstation Document .....	Digital Download
Dilations 8(3)(C) .....	52–64
Workstation Document .....	Digital Download
Pythagorean Theorem 8(7)(C) .....	65–75
Workstation Document .....	Digital Download
<b>Reporting Category 4: Data Analysis and Personal Financial Literacy</b>	
Simple and Compound Interest 8(12)(D) .....	76–87
Workstation Document .....	Digital Download

## What is *Mathematics STAAR® Workstations Volume 2*?

*Mathematics STAAR® Workstations Volume 2* is a student-centered review resource to be used to address the Mathematics TEKS that, based on current data, have proven challenging for students. Each workstation is TEKS-based and may be used to enrich Tier I instruction or as a review at the rigor outlined by the TEKS.

Each review workstation is designed to take 15-20 minutes and fit in a single file folder to create a convenient and engaging review resource. These workstations may be used in a variety of structures, including differentiated review during class, review sessions, and tutorials.

### Using *Mathematics STAAR® Workstations Folders*

A folder format provides flexible options for review. The following are examples of ways to use the folders:

- Individualized Review: Students complete workstations that target their area(s) of greatest need based on formative assessment data.
- Review Stations: Student groups work through each folder and note any topics they find confusing or for which they need further review. The teacher monitors student discussions to assess for misconceptions. These points for review can be addressed individually or as a class to make the best use of class time.
- Whole Class Review: During one class period, the class works in small groups through the same review workstation folder(s) and debriefs together.

### Creating *Mathematics STAAR® Workstations Folders*

To create the review workstations in this resource, you will need the following materials:

- Access to a copy machine and/or printer
- Cardstock
- Envelopes and resealable plastic bags
- File folders, preferably a different color for each Reporting Category
- Packing tape
- Glue sticks
- Hook-and-loop dots

Follow these steps to create each *Mathematics STAAR® Workstations* folder:

1. Read through the Teacher Notes and gather the materials for the workstation.
2. Print the Labels, Instructions, Task Cards, and Student Answer Keys. You may access the digital files and choose to print in color or black and white. Access digital files at <http://r4hub.esc4.net> using your login information.
3. Cut out the Labels, Instructions, Task Cards, and Student Answer Keys, and attach each to the folder. You may choose to follow the sample layout provided in the Teacher Notes or organize the folder in a way that meets the needs of your students.
4. Print copies of the student pages. These are designed to be consumables for students to use as a study guide.

## What is *Mathematics STAAR® Workstations Volume 2?*

### **Answer Keys**

Answer keys are included with each workstation. The answer keys may be used in one of the following ways:

- Place the answer key on the back cover of the folder under a flap for students to self-check as they complete the workstation.
- Place the answer key inside the folder in a pocket or under a flap for students to self-check as they complete the workstation.
- Plan for students to visit a solution station with a labeled answer key for each workstation.

### **Debriefing and Providing Feedback**

Depending on how the folders are used, the teacher may choose a variety of strategies to provide feedback:

- Use Key Questions and the practice assessment item to debrief the workstation. Students who are unable to accurately answer these questions following completion of the workstation's activity may need additional support.
- Students complete each workstation and use the answer key or visit the solution station to check their answers. Students should note any questions about a concept or skill so that their questions can be addressed by their teacher.

## Mathematics STAAR® Workstations Volume 2 Features

### Ordering a Set of Real Numbers

TEKS 8(2)(D)  
Reporting Category 1  
Numerical Representations and Relationships

Each activity addresses a specific student expectation that is reflected in the content objective(s).

#### Materials For the folder

- Workstation document
- Red folder
- Red cardstock
- Additional cardstock for activities
- Hook-and-loop dot
- Packing tape
- Plastic sandwich bag
- Transparency
- Dry-erase marker

**Materials** listed aid in activity preparation.

A different color folder is used for each reporting category to aid in organization. Manila folders may also be used.

1. Print the workstation document.
2. Cut out, arrange, and glue the *Cover* and the *Content Objective, Language Objective, and Key Questions* to the front of the folder.
3. Cut out and glue the *Folder Tab Label* to the tab of the folder.

The titles of **Activity Masters** and **Student Pages** are printed in italics for ease of reference.

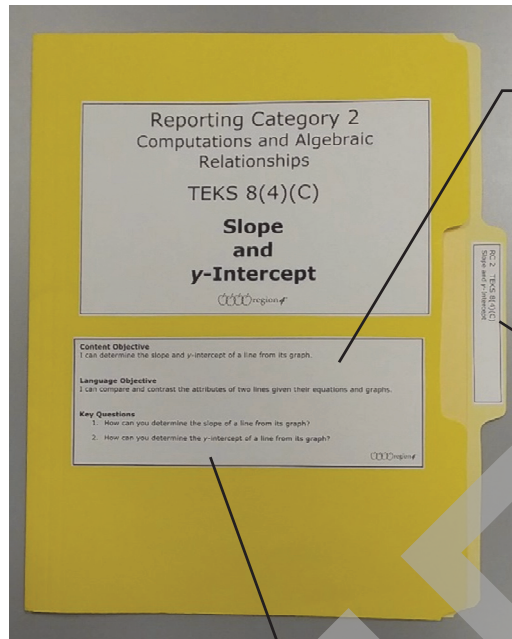
#### Reporting Category Folder Color Recommendations

- Reporting Category 1: Red Folders
- Reporting Category 2: Yellow Folders
- Reporting Category 3: Green Folders
- Reporting Category 4: Blue Folders



# Mathematics STAAR® Workstations Volume 2 Features

## Front Cover



**Language Objective and Content Objective** describe the focus of the TEKS-based activity in student-friendly language.

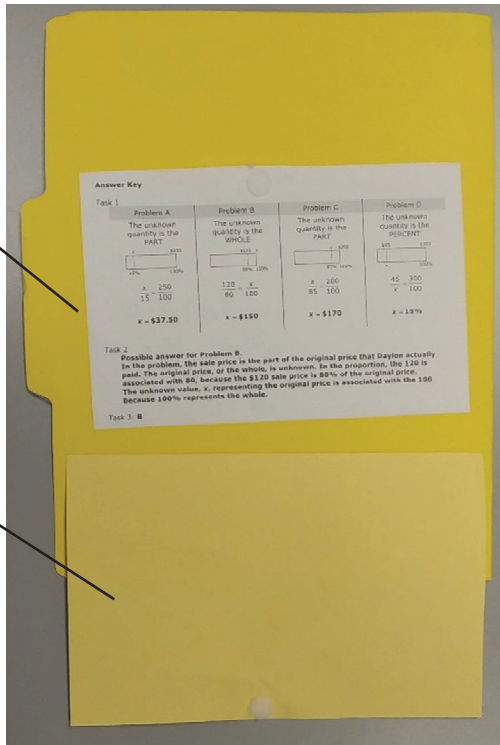
**Folder Tab Labels** are provided to aid in organization of folders.

**Key Questions** help students focus on what they should know after completing the tasks in each activity folder. They also serve to focus student discourse while completing the tasks.

## Back Cover

The **Answer Key** allows students to self-check their answers to each task.

**Cardstock Cover** keeps an answer key secure until students are ready to check their work.

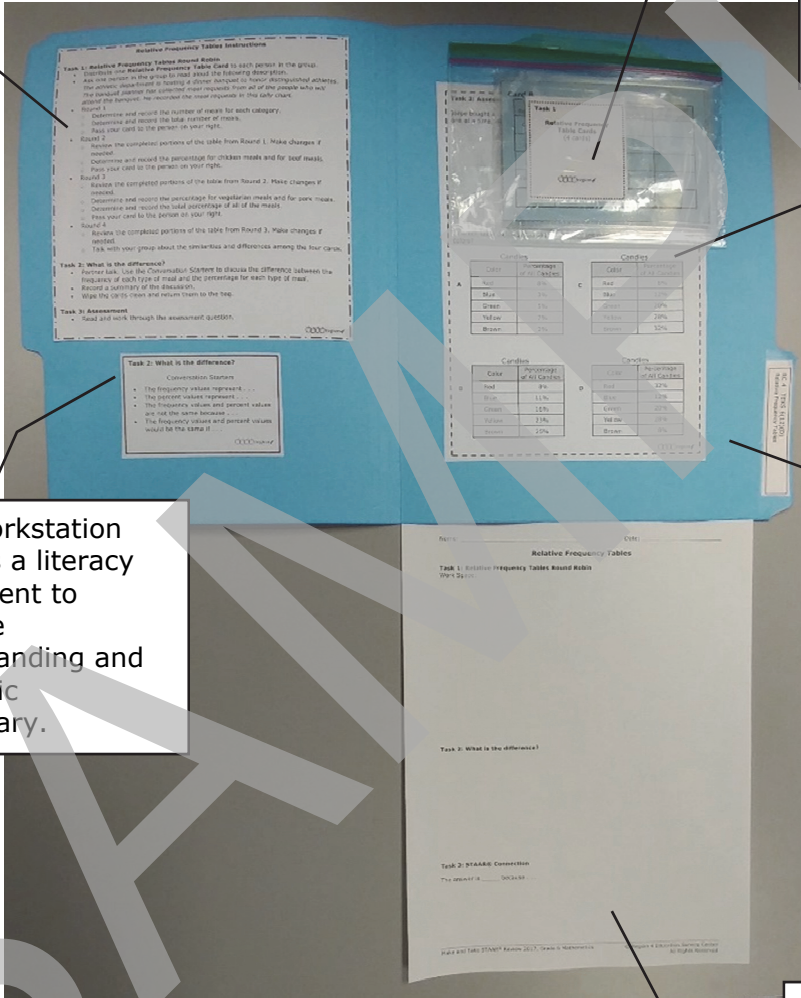


# Mathematics STAAR® Workstations Volume 2 Features

## Inside Folder

Each workstation includes step-by-step instructions to aid students in completing each task.

Some workstations include card sorts or have other manipulatives. Cards are stored in the folder either in a pocket (created using cardstock or an envelope) or in a resealable plastic bag.



A STAAR® -formatted assessment item is included in each station.

Each workstation includes a literacy component to promote understanding and academic vocabulary.

Varied border designs are used to distinguish tasks.

Each workstation includes a reproducibility master that provides students with a study guide.

## Mathematics STAAR® Workstations, Volume 2, Grade 8 Mathematics Materials

Workstations	Materials
Ordering a Set of Real Numbers 8(2)(D)	<ul style="list-style-type: none"> <li>• Workstation document</li> <li>• Red folder</li> <li>• Red cardstock</li> <li>• Additional cardstock for activities</li> <li>• Hook-and-loop dot</li> <li>• Packing tape</li> <li>• Plastic sandwich bag</li> <li>• Transparency</li> <li>• Dry-erase marker</li> </ul>
Slope and $y$ -Intercept 8(4)(C)	<ul style="list-style-type: none"> <li>• Workstation document</li> <li>• Yellow folder</li> <li>• Yellow cardstock</li> <li>• Additional cardstock for activities</li> <li>• Hook-and-loop dot</li> <li>• Packing tape</li> <li>• Plastic sandwich bag</li> <li>• Transparency</li> <li>• Dry-erase marker</li> </ul>
Writing Equations from Tables 8(5)(I)	<ul style="list-style-type: none"> <li>• Workstation document</li> <li>• Yellow folder</li> <li>• Yellow cardstock</li> <li>• Additional cardstock for activities</li> <li>• Hook-and-loop dot</li> <li>• Packing tape</li> <li>• Plastic sandwich bag</li> <li>• Transparency</li> <li>• Dry-erase marker</li> </ul>
Solving Equations 8(8)(C)	<ul style="list-style-type: none"> <li>• Workstation document</li> <li>• Yellow folder</li> <li>• Yellow cardstock</li> <li>• Additional cardstock for activities</li> <li>• Hook-and-loop dot</li> <li>• Packing tape</li> <li>• Two paper clips</li> </ul>

Workstations	Materials
Surface Area 8(7)(B)	<ul style="list-style-type: none"> <li>• Workstation document</li> <li>• Green folder</li> <li>• Green cardstock</li> <li>• Additional cardstock for activities</li> <li>• Hook-and-loop dot</li> <li>• Packing tape</li> <li>• Plastic sandwich bag</li> <li>• Large paper brad</li> <li>• Single-hole punch</li> <li>• STAAR® Grade 8 Mathematics Reference Materials</li> </ul>
Dilations 8(3)(C)	<ul style="list-style-type: none"> <li>• Workstation document</li> <li>• Green folder</li> <li>• Green cardstock</li> <li>• Additional cardstock for activities</li> <li>• Hook-and-loop dot</li> <li>• Packing tape</li> <li>• Plastic sandwich bag</li> <li>• Transparency</li> <li>• Dry-erase marker</li> </ul>
Pythagorean Theorem 8(7)(C)	<ul style="list-style-type: none"> <li>• Workstation document</li> <li>• Green folder</li> <li>• Green cardstock</li> <li>• Additional cardstock for activities</li> <li>• Hook-and-loop dot</li> <li>• Packing tape</li> <li>• Plastic sandwich bag</li> <li>• Transparency</li> <li>• Dry-erase marker</li> <li>• Highlighter</li> <li>• STAAR® Grade 8 Mathematics Reference Materials</li> </ul>
Simple and Compound Interest 8(12)(D)	<ul style="list-style-type: none"> <li>• Workstation document</li> <li>• Blue folder</li> <li>• Blue cardstock</li> <li>• Additional cardstock for activities</li> <li>• Hook-and-loop dot</li> <li>• Packing tape</li> <li>• Plastic sandwich bag</li> <li>• Transparency</li> <li>• Dry-erase marker</li> <li>• 4 game pieces</li> <li>• STAAR® Grade 8 Mathematics Reference Materials</li> </ul>

**Mathematics STAAR® Workstations  
Volume 2, Grade 8**

Workstation	Reporting Category and Folder Color	Pages to Copy for Folder Construction and Assembly		Pages to Copy for Student Consumables
		Paper	Cardstock	Student Recording Sheet
Ordering a Set of Real Numbers	RC 1 Red	5-7, 9	8	10
Slope and $y$ -Intercept	RC 2 Yellow	15-17	18	19
Writing Equations from Tables		24-26	27-28	29
Solving Equations		34-37	N/A	38
Surface Area	RC 3 Green	43-46	47-50	51
Dilations		57-60	61-63	64
Pythagorean Theorem		70-72	73-74	75
Simple and Compound Interest	RC 4 Blue	80-83 Special Print: Page 86 in color	84-85	87

*Please ensure that print sizing is set to "Actual size."*